


OPTIMIZED PRODUCTION TECHNOLOGY

SCREW - FEED AND DRIVE SYSTEMS

Automatic spindles – stationary and robotic integration



BÖLL•TEC
AUTOMATION

Modular system with robotic integration

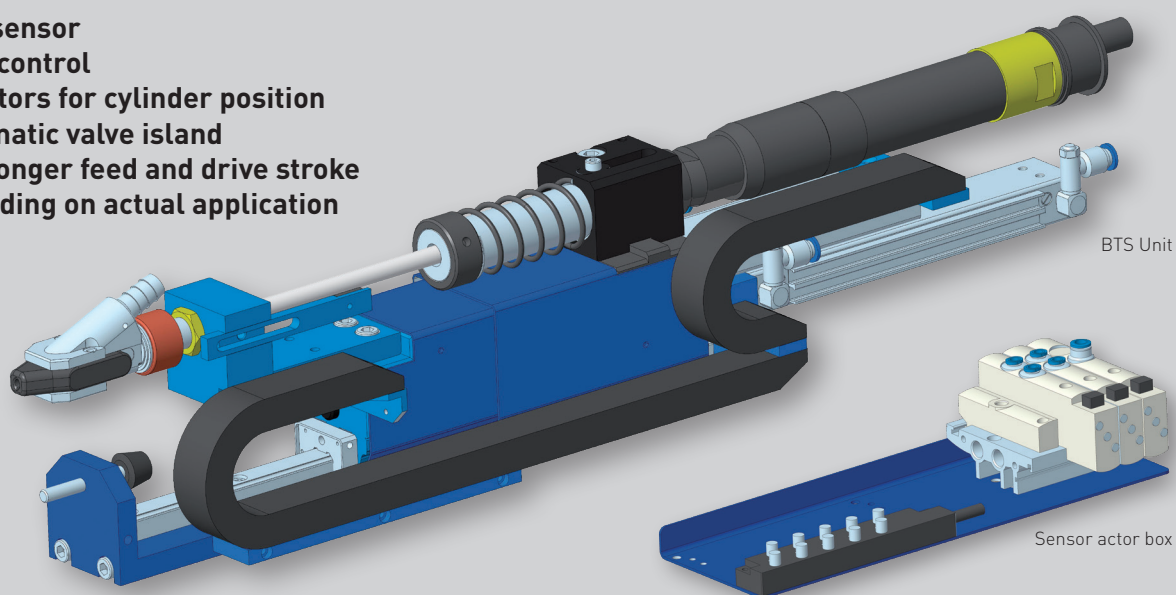
BÖLL-TEC BTS SERIE

Range of stationary spindles

The BTS serie is your correct choice for a modern and modular screwunit for semi- or automatic assembling installations.

They are build as compact units with Feed stroke and Screwspindle stroke that simplifies the installation. They can furthermore be installed with options like:

- **Feed sensor**
- **Depthcontrol**
- **Indicators for cylinder position**
- **Pneumatic valve island**
- **With longer feed and drive stroke depending on actual application**



BÖLL-TEC BTS Vario	Type 50	Type 75	Type 100
Total length	from 565 mm	from 590 mm	from 730 mm
Overall width	approx . 50 mm	approx . 75 mm	approx . 100 mm
Torque	0.3 - 4 Nm	3 - 12 Nm	8 - 40 Nm
Speed	up to 3500 rpm	up to 3500 rpm	up to 3500 rpm
Weight	from 4.5 kg	from 7.6 kg	from 12.6 kg
Feed stroke (standard)	100 mm	100 mm	100 mm
Distance between fastening level and screw axis	95 mm	115 mm	135 mm
Maximum contact pressure / feed forces*	110 N	260 N	650 N
	95 N	230 N	600 N
	100 N	245 N	630 N
Screw dimensions			
Head diameter	up to 9 mm	up to 20 mm	up to 23 mm
Shank length	up to 55 mm	up to 80 mm	up to 80 mm
Shank diameter	2 - 5 mm	4 - 8 mm	20 mm

* Depends on the drive used and the fitting position

BÖLL•TEC
AUTOMATION



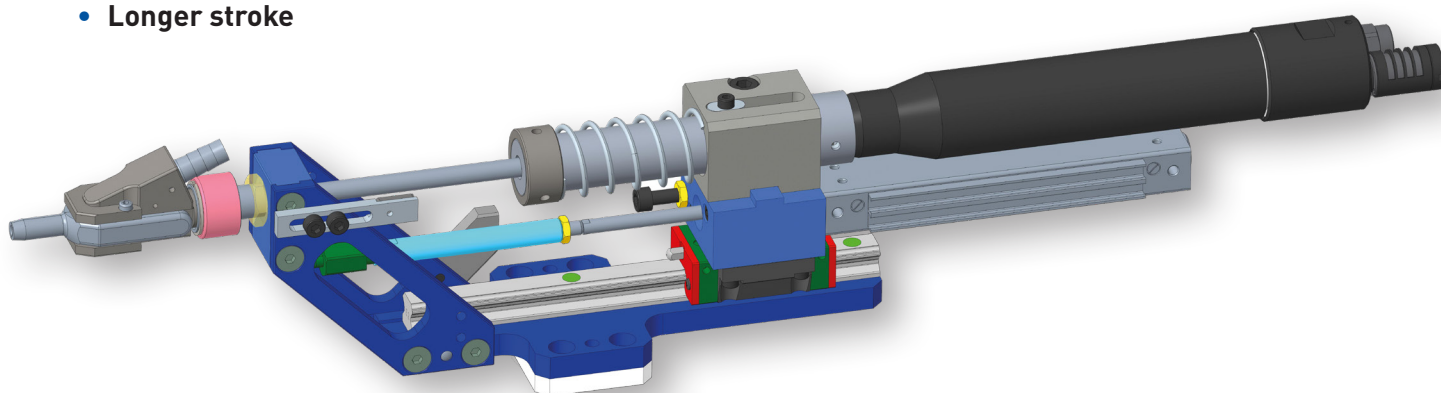
Modular system with robotic integration

BÖLL-TEC BTS-R SERIE

Range of robot spindles

BTS-R serie is the new compact and low weight screwdriverspindle. They can be supplied as PLUG & PLAY solutions and a wide range of accessories can be supplied like:

- Feed sensor
- Tool Holder sensor
- Depth control
- Indicators for cylinder position
- Pneumatic valve island
- Longer stroke



BTS-R-50 can be integrated in a UR10E and with our own UR-CAP the system can quickly be deployed as the basic programming and Run Routines are all ready in our CAP. Similar Software are also prepared for AUBO Collaborative robots for your convenience.


BÖLL-TEC BTS-R VARIO	Type 50	Type 75	Type 100
Total length	from app. 550 mm	from app. 550 mm	from app. 550 mm
Overall width	80 mm	80 mm	80 mm
Torque	0.3 - 4NM	3 - 12NM	8 - 40NM
Speed	up to 3500 rpm	up to 3500 rpm	up to 3500 rpm
Drive stroke	80 mm	100 mm	100 mm

Screw dimensions

Head diameter	up to 9 mm	up to 20 mm	up to 23 mm
Shank length	up to 55 mm	up to 80 mm	up to 80 mm
Shank diameter	2 - 5 mm	4-8 mm	8-20 mm

Modular system adapted to your production

DURABLE FEEDER SYSTEMS



The heart in any screwautomation.

Our feeders are deployed in many different industries like ex. Automotive and they are proven to be reliable over years of operation with 24/7 operation.

3 standard feeders covers screwsizes from $\varnothing 2$ mm till 22 mm.

	Type 250	Type 340	Type 360
Track width	4.0-9.5 mm	10.0-14.5 mm	15.0-22 mm
Fastener head diameter up to	9 mm	14 mm	22 mm
Fastener length up to	45 mm	55 mm	70 mm
Filling volume	1 l	2.5 l	3 l
Dimensions in mm (W x D x H)	370 x 540 x 330	420 x 600 x 340	500 x 600 x 400
Open cover hood H ₂	520 mm	600 mm	-
Open covering lid H ₃	560 mm	660 mm	-
Weight	28 Kg	32 Kg	>50 Kg
Compressed air connection	6 bar		
Power Supply	220 V AC / 24 DC		



BOLL•TEC

AUTOMATION

Stærmosevej 190 · DK - 5690 Tommerup
Tel. +45 70 20 09 39 · bolltec@bolltec.com

www.bolltec.com

Dealer: